


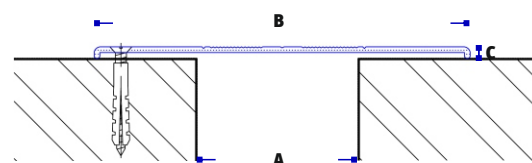
- Joints with large movements of finished walls and ceilings
- Easy to install and inspect
- Perfect appearance
- Large movement capability

↔ Thermal & seismic movement



Materials:

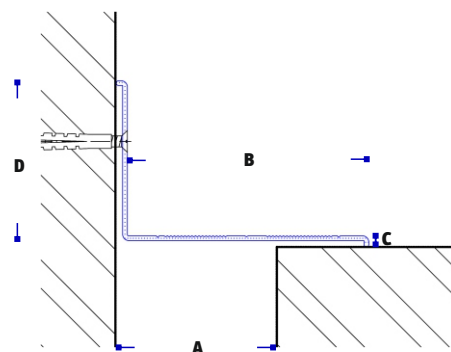
- Extruded aluminium ASTM B 221, alloy 6063-T5 with non-skid striated surface in standard mill-finish (anodization upon request).
- Separate water-barrier and fire-barrier products available.



4W.AP-AL

Packaging:

- Aluminium profiles in standard 3m long pieces
- Custom lengths available upon request.



4W.AP-AL/C

TYPE	JOINT WIDTH 'A'	TOTAL VISIBLE WIDTH 'B'	VISIBLE THICKNESS 'C'	ANGLE PROFILE HEIGHT 'D'	TOTAL MOVEMENT*
4W.AP-AL 25	25	67	3,8	-	35
4W.AP-AL 50	50	117	3,8	-	70
4W.AP-AL 75	75	167	3,8	-	100
4W.AP-AL 100	100	167	3,8	-	130
4W.AP-AL 125	125	219	3,8	-	180
4W.AP-AL 150	150	219	3,8	-	195
4W.AP-AL/C 25	25	67	3,8	50	50
4W.AP-AL/C 50	50	67	3,8	50	67
4W.AP-AL/C 75	75	117	3,8	50	117
4W.AP-AL/C 100	100	167	3,8	50	117
4W.AP-AL/C 125	125	219	3,8	50	158
4W.AP-AL/C 150	150	219	3,8	50	172

Dimensions in mm

Installation guidelines:

- Separate installation instructions are available for each product series.
- Installation instructions must be carefully reviewed prior to starting work.
- Additional, tailor-made instructions can be provided upon request.
- Rigid fixing substrate is of prime necessity for all applications.
- Where separate water-barrier or fire-barrier products are required, install these first following respective installation instructions.

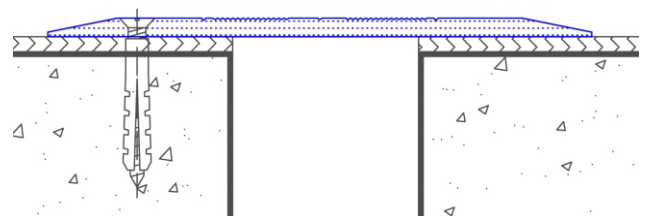
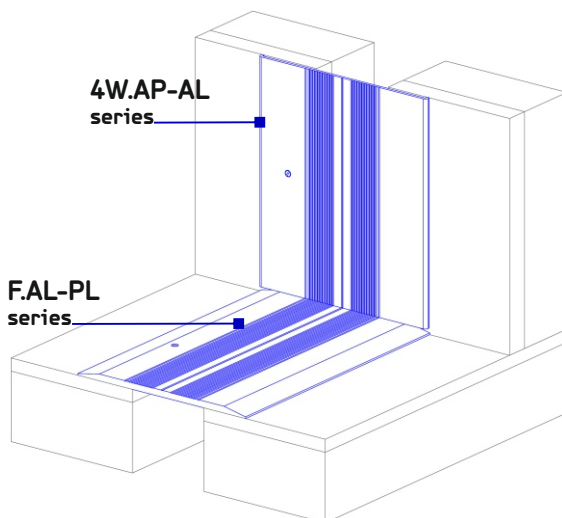
Health and Safety:

- These products are for industrial use only by trained operatives.
- They are pre-manufactured solid items that do not contain or release any chemicals under normal conditions of use.

Storage & handling:

- Do not expose parts should not be exposed to direct sunlight or weather conditions. Recommended storage temperature: 10°C - 28°C.
 - Place parts off the ground and keep them protected from construction activities.
 - Handle parts with proper care so as not to injure the finished (exposed) surfaces.
 - Ensure that after installation the expansion joint covers are protected from damage due other construction activities in nearby areas.
 - Refer to our separate sheet 'Care & Maintenance Instructions' for cleaning guidelines.
- > For storage and handling instructions of any other related materials (mastic sealants, chemical anchors etc) refer to related manufacturer datasheet.

MATCHING PROFILES FOR WALLS - CEILINGS



F.AL-PL

Product guarantee:

ACP HELLAS supplies products that comply with the properties included in the current catalogues & datasheets.

In the unlikely event that products supplied are proved not to comply with these properties, then we will replace the non-compliant product or refund the purchase price. ACP HELLAS does not guarantee the installation of the products as it does not have control over the installation or end use of the products.

Any suspected defects must be reported to ACP-HELLAS in writing within twenty (20) working days of being detected. ACP-HELLAS makes no warranty as to merchantability or fitness for a particular purpose and this warranty is in lieu of all other warranties express or implied.

ACP-HELLAS shall not be liable for damages of any sort including remote or consequential damages, down time, or delay.

ACP HELLAS LTD

Mylopotamou 24 Str. Athens 115 26, GREECE
tel: +30 210 6928309, +30 210 6917665
fax: +30 210 6928310

info@acp-hellas.com
www.acp-hellas.com



copyright 2018 ACP HELLAS LTD