


Elastic joint sealant

PCI Silcofug® E

for indoor and outdoor use



Fields of application

- For indoor and outdoor use.
- For walls and floors.
- For sealing corner joints, movement joints and connection joints in sanitary areas, public swimming pools including pool and pool surrounds, on balconies and terraces.
- For sealing joints between glass, aluminium, wood, enamel, ceramic, rigid PVC and sanitary acrylic.
- For sealing glazing rebates at window frames made of wood, anodized and non-anodized aluminium (cf. DIN 18545 part 1-3 and IVD leaflet no. 10 – Glass sealing of wooden windows with joint sealants).
- For sealing butt joints at figured glass, corrugated glass, glass blocks and elements.



PCI Silcofug E is resistant to commercial household cleaners and disinfectants; the closed joint can be easily cleaned.

Features and benefits

- Elastic, capable of absorbing joint movement up to 20% (cf. IVD leaflet no. 2 - Classification of joint sealants).
- Resistant to weather conditions and UV radiation, ideal for outdoor application, temperature resistant up to +165°C.
- Contains fungicides, prevents fungal decay and mildew growth on the joint sealant.
- Resistant to commercial household cleaners and disinfectants, the joint can be easily cleaned.
- Very low emissions PLUS, GEV-EMICODE EC 1 PLUS.

Technical data

Material

Material base	silicone rubber, acid curing (acetoxo system)
Components	single component
Density	approx. 1.0 g/cm ³
Shelf life	min. 24 months; store dry, no permanent storage over +30°C
Packaging size	310 ml cartridges with screw-on nozzle. (One carton contains 12 cartridges.) 400 ml sausage (One carton contains 15 sausages).

Application

Consumption

Joint dimension	
- 10 x 10 mm	approx. 100 ml/running meter
- 5 x 5 mm	approx. 25 ml/running meter

Consumption: joint width (mm) x joint depth (mm) = ml/running metre.
In case of triangle joints consumption is reduced to half.

Coverage

Joint dimension	310 ml cartridge covers	400 ml sausage covers
- 10 x 10 mm	approx. 3.1 running meters	approx. 4.0 running meters
- 5 x 5 mm	approx. 12.4 running meters	approx. 16.0 running meters
Joint width	up to 30 mm	
Processing temperature	+5°C to +35°C (substrate temperature)	
Time until skin forms*	approx. 10 - 15 minutes	
Curing speed*	approx. 2 mm/day	
Temperature resistance	-40°C to +165°C, and beyond for a short time	
Total elongation allowed	max. 20% of joint width	
Shore A hardness	approx. 25	
Tensile modulus	approx. 0.6 MPa	
Volume shrinkage	approx. 6%	
Adhesion without primer	to glass, ceramic, enamel, melamine resin, polyester, brick lining, non-vitrified pipes, sanitary acrylic, linoleum	
Adhesion with PCI Elastoprimer 150	to Hostalit Z, glaze-coated open-pored wood, anodized and non-anodized aluminium, stainless steel, chrome	
Adhesion with PCI Elastoprimer 165	to Hostalit Z, plasticized PVC, rigid PVC, PVC windows, rough-ground polyester	

*At +23°C and 50% relative humidity. Higher temperatures and/or higher humidity reduce the skin-forming time and increase the curing speed, lower temperatures and/or lower humidity increase the skin-forming time and reduce the curing speed.

Packaging size and colors

Colors	310 ml cartridge stock no.	400 ml sausage stock no.
01 Brilliant white	2981/7	2982/4
02 Bahama beige	2692/2	
03 Caramel	2750/9	
05 Mid brown	2754/7	
11 Jasmine	2693/9	
12 Anemone	2747/9	
16 Silver grey	2711/0	2825/4
18 Manhattan	2694/6	
19 Basalt	2691/5	
21 Grey	2696/0	2868/1
22 Sand grey	2700/4	2870/4
23 Light grey	2697/7	
31 Cement grey	2698/4	2872/8

Packaging size and colors

40 Black	2690/8
41 Dark brown	6265/4
43 Pergamon	2701/1
44 Topas	2776/9
47 Anthracite	2785/1
53 Ochre	2705/9
54 Maple	2748/6
55 Nut brown	2749/3
56 Terra brown	2751/6
57 Fawn brown	2752/3
58 Mahogany	2753/0
59 Mocha	2755/4
60 Black brown	2756/1
61 Slate grey	2757/8
Transparent	2699/1


Subject to variations in color as a result of the printing process.



transparent



01 brilliant white




02 bahama beige



03 caramel



05 mid brown



11 jasmine



12 anemone



16 silver grey



18 manhattan



19 basalt



21 grey



22 sand grey



23 light grey



31 cement grey



40 black



41 dark brown



43 pergamon



44 topas



47 anthracite



53 ochre



54 maple



55 nut brown



56 terra brown



57 fawn brown



58 mahogany



59 mocha



60 black brown



61 slate grey

Slight variations in colour may be possible due to printing.

Requirements

- The joint width must be well designed that the admissible total movement of the joint sealant of 20% is not exceeded due to movements of the adjacent structural elements.
- The following joint dimensions must be considered for movement joints – related to the joint width:

Width	Depth
up to 10 mm	min. 6 mm
10 mm	8 - 10 mm
15 mm	8 - 12 mm
20 mm	10 - 14 mm
25 mm	12 - 18 mm

- The width and depth of the joints should be at least 10 mm for joints outdoors.
- For further information on joint dimensions see also IVD leaflet no. 3 – Constructive layout and sealing of joints in sanitary and wet rooms.

Preparation of substrate

The joint sides must be dry, structurally sound and free from dust and other contamination. Remove oil stains and grease from non-absorbent substrates with PCI Univerdünner universal thinner. Fill deep joints beforehand with non-rotting DIN-Polyband (closed-cell polyethylene backer rod). Be careful not to damage the backer rod during the application. A three-sided adhesion of the sealant to the bottom of the joint must be avoided! Substances containing bitumen or tar are not allowed.

Application procedure

All regular hand-operated and air-operated caulking guns (e.g. from Karl Dahm) are suitable for the application of PCI Silcofug E. Special caulking guns with plunger rod are to be used for products in pillow bags.

Application of sealant

- 1 Cut off tip of threaded nipple (straight cut), screw on nozzle and cut off at an angle corresponding to the joint width. Fit cartridge into the caulking gun.

Application procedure

2 Gun PCI Silcofug E into the joint using positive pressure to ensure full contact and adhesion. Tool to a bevel in corner joints.

3 Smooth joint sealant before a skin forms using a suitable joint-shaping tool moistened with PCI Glättmittel smoothing agent. A skin forms within a few minutes. Work may be interrupted because new PCI Silcofug E perfectly bonds to the material which has already cured.

Please note

- Paint does not bond to PCI Silcofug E (cf. IVD leaflet no. 12 – Overpaintability of movement-compensating joint sealants in building construction).
- PCI Silcofug E is not suitable for floor joints subject to heavy mechanical loads.
- Use PCI Carraferm for natural stones.
- The elastic sealing of movement joints and connection joints with PCI Silcofug E is not a substitute for required sealing measures in the substrate structure.
- See technical data sheet no. 201 - PCI Elastoprimer for details on the application of PCI Elastoprimer 150 and 165.
- We recommend to test adhesion to and compatibility with lacquered and plastic substrates beforehand.
- Staining and bonding problems may occur in contact with mastic asphalt screeds.
- PCI Silcofug E might stain when using cleaning agents and disinfectants which separate iodine.
- Minor color variations are possible, we therefore recommend to use the same batch number for the same project.
- Opened cartridges can be stored for several days if the nozzle is plugged with some sealant. Remove the cured sealant from the nozzle before any further application.
- Although PCI Silcofug E contains fungicides, the joints should be cleaned with appropriate household cleaners and/or disinfectants in sanitary areas to prevent mold and mildew growth.
- Suitable tools are available e.g. from
Karl Dahm
Ludwigstr. 5
83358 Seebruck/Germany.
- Remove sealant spills with PCI Univerdünner universal thinner while the material is still uncured. Cured sealant can only be removed by mechanical scraping.

Declaration of Performance

The Declaration of Performance can be downloaded as pdf file under www.pci-augsburg.eu/dop.

Information on the safe use

Contains biocide 2-octyl-2H-isothiazol-3-one.

May cause an allergic reaction. Keep out of reach of children. Wear protective gloves. Protect eyes if there is risk from splashing. If in contact with eyes thoroughly rinse with water. If the eye irritation does not ease off within a few minutes seek medical advice. If medical advice is needed, have product container or label at hand.

For further information: see PCI Material Safety Data Sheet.

Disposal of emptied PCI sales packaging

You find more information on disposal on the Internet at <https://www.pci-augsburg.eu/en/services/disposal-instructions-en/packaging>. Do not allow product to enter drains, waterways or soil. Only recycle packaging that is completely empty. Hardened material residues can be disposed of as household waste. Dispose of product residues that have not hardened in the pollutant collection.

Services for architects and designers

Consultations at the workplace, supplementary information, testing certificates and sample descriptions can be requested from professional advisors and at the company headquarters.

The working conditions on construction sites and the areas of application of our products are highly diverse. In the technical data sheets, we can only give general instructions for the use of our products. These are in accordance with the information currently available to us. Architects, engineers and the users of our products are under an obligation to verify the suitability of our products and the feasibility of using them for their specific applications. For applications not explicitly referred to under "Area of applications" in the technical data sheet, architects, engineers and users of our products are under an obligation to obtain technical advice from PCI. In the event that the product is used outside the scope of applications defined in the technical data sheet without obtaining the advice of PCI, the user of the product will be liable for any loss or damage arising as a result of the use of the product. All the descriptions, drawings, photographs, data, conditions, weights, etc. stated in the technical data sheet may be changed without notice and do not represent the agreed properties of the product. Recipients of our products are under an obligation to comply with any proprietary rights and any applicable laws and regulations under their own responsibility. If trade names used by other companies are referred to in this technical data sheet, such references do not represent a recommendation for the use of such products and do not exclude the use of other comparable products. The information which we provide only describes the characteristics of our products and services and does not represent any guarantee. A guarantee of specific properties or the fitness of the product for a specific purpose cannot be derived from the information which we provide. We will not be liable for any incomplete or incorrect information in our information material except in the case of wilful act or omission or gross negligence. This disclaimer does not affect any claims under the Produkthaftungsgesetz (Product Liability Act).



PCI Augsburg GmbH
Piccardstr. 11 · 86159 Augsburg
Tel. +49 (8 21) 59 01-0
Fax +49 (8 21) 59 01-372
www.pci-augsburg.de



certified quality
management system

PCI Silcofug® E,
Last revised in August 2022
(German edition January 2022)
This version will become invalid immediately upon
the publication of a later version;
you will always find the latest version on the
Internet at www.pci-augsburg.de.